

# SB2222 DATA SHEET

## 12V 200AH LiFePO4 Battery Pack

## Built in LED Display

### ELECTIRCAL SPECIFICATION

Nominal Voltage	12V(12.8V)
Nominal Capacity	200AH
Capacity @20A	10HR
Energy	2560Wh
Resistance	≤20m Ω
Efficiency	99%
Self Discharge	< 3% per month
Max. Modules in Series	/
Outer carton dimension:	90*34*12cm

### DISCHARGE SPECIFICATION

Recommend Cont. Discharge	100A
Max. Cont. Discharge Current	200A
Peak Discharge Current	400A(3s)
BMS Discharge Current	500A±100A(10mS)
Recommend Cut-off voltage	9.6V
BMS Discharge Cut-off	9.2V
Short Circuit Protection	200-600 μs

### CHARGE SPECIFICATION

Recommended Charge Current	20-50A
Max. Charge Current	50A
Peak Charge Current	100A(30s)
BMS Charge Voltage Cut-off	14.6V (1±0.2S)
Reconnect Voltage	14.2V-14.6V
Balancing Current	2A
Balancing Voltage	3.4V
Charge Current (-20 to -10 °C)	≤0.05 C



### MECHANICAL SPECIFICATION

Battery Dimensions	850*300*70mm
Weight	27KG±0.5KG
Terminal Type	Anderson
Case Material	Metal case
Enclosure Protection	IP65
Cell Type: Prismatic	4S2P
Total Cell	8 PIECES

### TEMPERATURE SPECIFICATION

Discharge Temperature	-20°C to 60 °C
Charge Temperature	0 °C to 45 °C
Storage Temperature	-20°C to 40 °C
Peak High Temperature	80 °C
Reconnect Temperature	50 °C

### FEATURE & BENIFITS

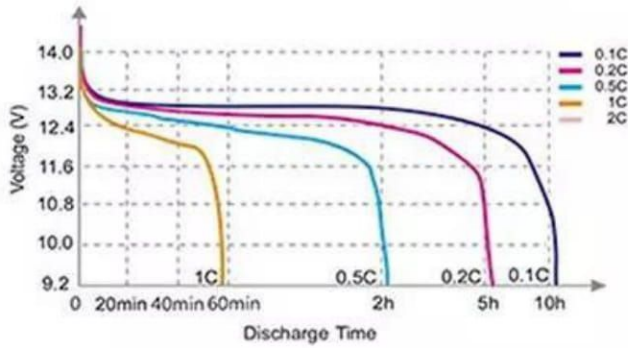
- HIGH CYCLE LIFE: >3000 times @ 80%DOD for effectively lower cost of ownership
- BATTERY PACK BUILT-IN BMS Protection: Battery Management System are incorporated to protect battery from OVER CHARGING, OVER DISCHARGING, SHORT CIRCUIT

- 
- LIGHT WEIGHT: Dry power lithium batteries has higher energy density, wh/kg also being up to 1/3 of SLA battery
  - WIDE OPERATING TEMPERATURE RANGE: Suitable for users in a wider range of application where ambient temperature is unusually high: up to +60° C
- 

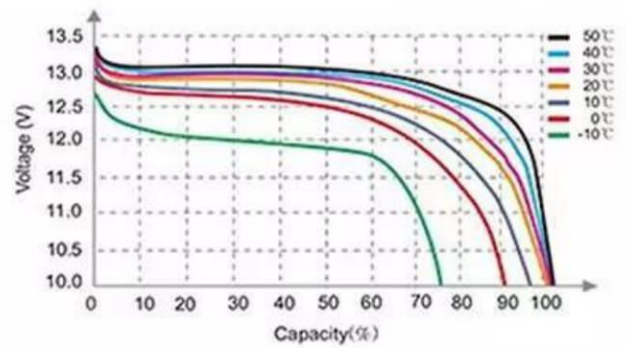
### PERFORMANCE CHARACTERISTIC

- 
- STEADY OUTPUT VOLTAGE, VIBRATION & SHOCK RESISTANT, NO MEMORY EFFECT, PRESSURE RESISTANT CELLS
-

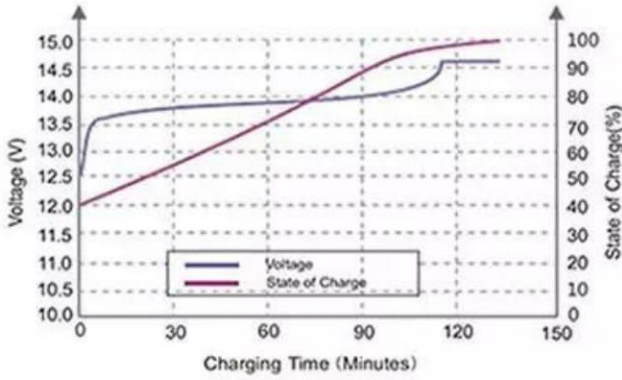
Different Rate Discharge Curve (25°C)



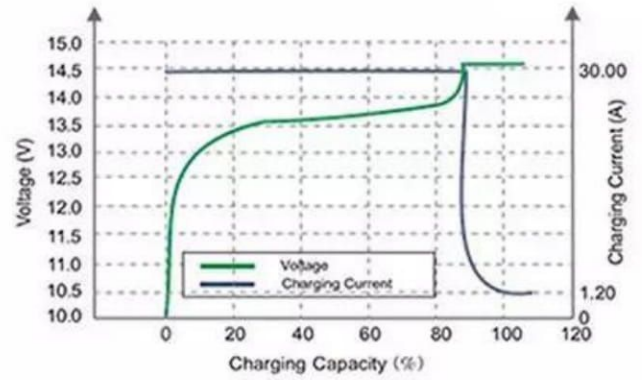
Different Temperature Discharge Curve(0.5C)



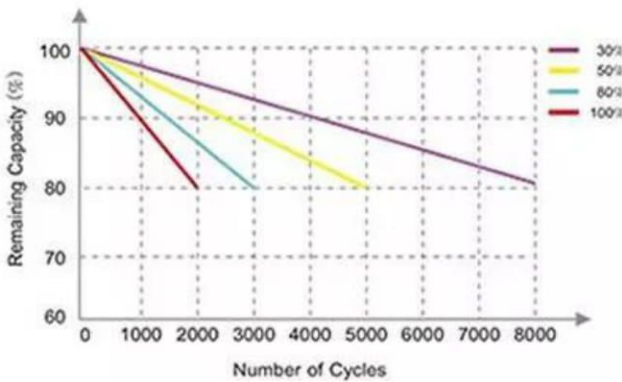
State of Charge Curve (0.5°C, 25°C)



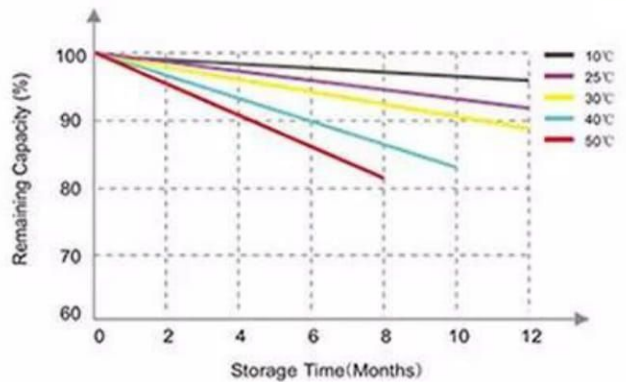
Charging Characteristics(0.5°C, 25°C)



Different DOD Discharge Cycle Life Curve (15°C)



Different Temperature Self Discharge Curve



## CAUTIONS

- Do NOT expose the battery to water
- Do NOT expose the battery to fire & high temperature
- Do NOT short circuit, crush or disassemble
- Only use LiFePO4 charger
- Store at 50% capacity, recharge every 3 months. The storage area should be clean, cool, dry and ventilated.