



BOSS SERIES



9500LB



9500LB
BARE



9500LB
SYNTHETIC

The "Boss" series winch is the perfect choice for 4WD enthusiasts who want the very best. They are designed not only to look tough but provide fault free operation under the toughest of Australian conditions.



MM
MEANMOTHER
**LIMITED LIFETIME
WARRANTY**
CONDITIONS APPLY*

BOSS MECHANICAL:

Each winch in the BOSS series features a three stage planetary gearbox with BS 1/2 H2600 sintered bronze bushings and S45C hardened carbon steel gears, providing superior strength even when working under the toughest of conditions. These bushings have been pressed and stamped (no pop rivets) into the gear carrier. A sliding ring gear clutch provides maximum strength and efficiency in forward and reverse winching operations with ease of free spool functionality. Each gear box is assembled and lubricated using synthetic grease and conforms to our strict assembly guidelines. Providing strength and enduring the pulling forces exerted is a hardened seamless steel drum assembly. The in-drum brake system features automatic direct drive load holding and Kevlar brake pads for improved safety.

BOSS ELECTRICAL:

Delivering power to the winch is an IP65 rated waterproof solenoid with Japanese manufactured Cu-Ag alloy contacts (silver-alloyed copper). The technology and quality of these contactors resist arcing when switching currents. This prevents the contactors from fusing together creating a closed circuit which can potentially damage your winch or vehicle and may cause serious injury to the operator.

This solenoid is housed in a sleek and stylish control box which has a waterproof plug. The heavy duty hand control comes with a 5 metre power cord offering the user complete control and flexibility to stand well clear of the winch during operation. The BOSS series winch uses a high quality efficient 12 volt 4.6hp series wound motor offering performance and reliability in the toughest of conditions. We are so confident in the quality and design of our BOSS series winches we offer a limited lifetime mechanical component warranty and 2 year electrical component warranty.

**Please refer to our online warranty statement for further details.*

PERFORMANCE TESTED & GUARANTEED:

To ensure the very best manufacturing processes are undertaken in the building of our BOSS series winches we have developed our own detailed testing procedures to ensure they meet and exceed our engineering, performance and quality benchmarks. Our testing procedures are divided into two individual areas:

Strength Testing

Each model is tested to the following specifications and recorded:

- 1.1 times rated line pull (dynamic testing) and
- 1.25 times rated line pull (static testing)

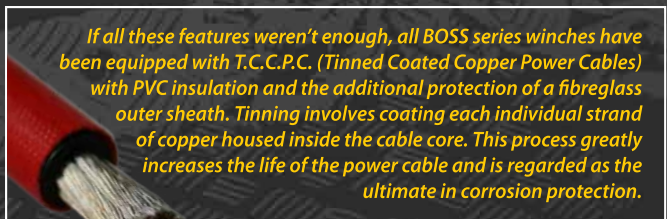
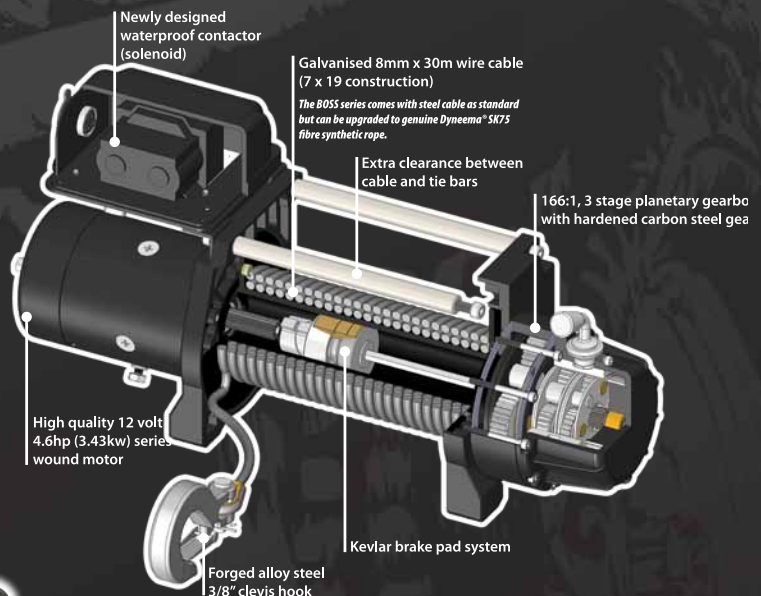
These tests are designed to examine the overall strength and ability of the winch while observing and recording the important characteristics and operational performance specifications.

Durability Testing


The winch is tested to the maximum duty cycle (1 minute) and rated line pull (winch applicable rating) in a dynamic test. This test is performed no less than 100 times and recorded; furthermore the first (1st) cycle is tested to 1.25 times the rated line pull. After the winch has passed 100 cycles without failure the winch and components are passed and inspected.

NOTE: All testing was performed with the 1st layer of winch cable on the drum.

BOSS WINCH CROSS-SECTION:



BOSS series winches have a higher clearance than other brands, plus offering an optional extension plate which provides an additional 25mm.



Mean Mother Boss Series

Another Leading Brand



Ideal for competition use.

- ✓ **STRENGTH TESTED**
- ✓ **INSPECTED**
- ✓ **SERIAL NUMBER TRACKED**



If you already have steel cable or synthetic rope in good condition, or want to fit a different size cable or rope, you can opt to purchase the winch in a BARE FORMAT.



WWW.MEANMOTHER.COM.AU