

AUSSIE TRAVELLER PTY LTD

Incorporated in Queensland A.C.N. 010 809 168 A.B.N. 81 010 809 168

Curved Roof Rafter


Made to our exclusive design curve and shape the Curved Roof Rafter (CRR) was developed to help overcome two of the problems users of roll out awnings face.

1. It helps prevent wind flap in the fabric of the awning,
2. It reduces water retention in rain.


The Curved Roof Rafter is particularly effective when used in conjunction with our Anti Flap Kit, with or without the addition of walls.




RAFTER RETRACTED FOR TRAVEL




FIT POLE END INTO WALL BRACKET FIXED TO SIDE OF VAN



EXTEND OUT FRONT TELESCOPIC SECTION AND FIT SPIGOT INTO HOLE IN ROLLER



FITTED IN CONJUNCTION WITH ANTI FLAP KIT AND WALLS



SHOWS CURVED ROOF RAFTER IN POSITION

SUGGESTED USAGE

Awning Size

| |
|---------------|
| 11' and under |
| 12' |
| 13' |
| 14' |
| 15' |
| 16' |
| 17' |
| 18' |
| 19' |
| 20' |
| 21' |
| 22' and over |

Number of Rafters

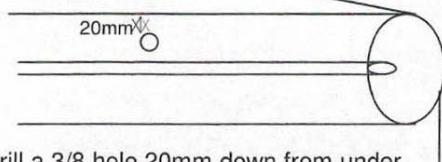
| |
|-------|
| 1 |
| 1 (2) |
| 2 |
| 2 |
| 2 |
| 2 (3) |
| 3 |
| 3 |
| 3 |
| 3 (4) |
| 4 |

NB. Various brands of awnings use different vinyl fabrics which may be susceptible to some stretch when placed under tension from the Curved Roof Rafter. Aussie Traveller takes no responsibility for any fabric deformity caused by the use of the Curved Roof Rafter.

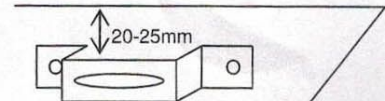
Curved Roof Rafter Fitting Instructions

Awning Fabric

20mm



Drill a 3/8 hole 20mm down from under side of fabric.



Awning Fabric

HEAD OFFICE AND FACTORY:

PO Box 126 Clontarf Beach QLD 4019
11-15 Oasis Court, Clontarf
Phone : 07 3284 3284 Fax : 07 3284 5969
E-mail : enquiries@aussietraveller.com.au

www.aussietraveller.com.au

MELBOURNE SHOW ROOM

PO Box 563 Somerton Vic 3062
235A Barry Road, Campbellfield, Vic, 3061
Ph: 03 9357 6565 Fx: 03 9357 6515
E-mail: info@aussietraveller.com.au

I00035C1/1